

WOLF HOME PRODUCTS®

CABINETS

KITCHENS MADE FOR
EVERYDAY LIFE

WOLF SIGNATURE™

WOLF SIGNATURE™

LET YOU SHINE THROUGH.

Wolf Signature cabinets can help you design a kitchen that is distinctively you. A variety of door styles let you choose among SmartShield™ finishes, paints and stains to get just the right finish and look that you want. Light and fresh. Sleek and dynamic. Warm and welcoming. Everything is possible with the right combination of door styles and colors.

On cover:
LIVINGSTON Arctic SmartShield

ELLIOT in Lunar SmartShield




DRIP SPILL SPLATTER DROP SLOP SPLASH


NO MESS IS TOO BIG (OR SMALL)
FOR **SMARTSHIELD™ TECHNOLOGY**

Wolf Signature features SmartShield Technology. A durable laminate is continuously wrapped around the cabinet doors for 360 degrees of beautiful protection against whatever everyday life throws its way.

See the full offering at
wolfhomeproducts.com.




Stands up
to heat and
moisture



Handles scuffs
and bumps,
and won't peel
or delaminate




Easily wipes clean
with a damp cloth
or sponge



Resists most
any stain

DOOR STYLES

Choose from nine door styles, each available in your choice of durable and beautiful SmartShield™ finishes.




BRIO




CARROLL



CARVER



EMMETT



ELLIOT



ELLSTON



LAYNE



LIVINGSTON



LYNDON



All doors shown in Lunar SmartShield paint.

FINISHES

Look at kitchen photos for ideas at wolfhomeproducts.com

| DOOR STYLE | SMARTSHIELD | | | | | | | | | SMARTSHIELD WOODGRAIN |
|---|-------------|--------|-----|--------|--------|-------|-------|--------|----------------|-----------------------|
| | Almond | Arctic | Fog | Cobalt | Fossil | Lunar | Smoke | Summit | Toasted Almond | Woodgrain Molasses |
| WOLF SIGNATURE™ WITH SMARTSHIELD™ TECHNOLOGY | | | | | | | | | | |
| Brio | | ● | | | | ● | | | | ● |
| Carroll | ● | ● | ● | ● | | ● | ● | ● | ● | |
| Carver | ● | ● | ● | ● | ● | ● | ● | | | |
| Emmett | ● | ● | ● | ● | | ● | ● | | | |
| Elliot | ● | ● | ● | ● | ● | ● | ● | | | ● |
| Ellston | ● | ● | ● | ● | | ● | ● | | | |
| Layne | ● | ● | ● | ● | | ● | ● | | | |
| Livingston | ● | ● | ● | ● | ● | ● | ● | ● | ● | |
| Lyndon | | ● | | | | ● | | | | ● |

SMARTSHIELD™ TECHNOLOGY
360° OF SEAMLESS BEAUTY AND PROTECTION.

MAKE A **SIGNATURE STATEMENT**

Whether you're passionate about contemporary design or have a soft spot for something more traditional, Wolf Signature cabinets are all about your unique lifestyle. Featuring solid maple and birch construction in a wide selection of door styles and finishes, the versatile Wolf Signature line adds a beautiful and lasting statement to your kitchen.

See the full offering at
wolfhomeproducts.com.




DOOR STYLES

Choose from 11 door styles, each available in popular stain and paint finishes that reflect your distinctive character.



ALCOTT
Maple



DARROW
Birch




DUNN
Birch



GREYSON
Birch



LANDMARK
Hardwood



LAWRENCE
Birch



MELROSE
Maple



MERCER
Birch



PARKLAND
Maple



TAYLOR
Maple



WINSLOW
Birch
*not available with
5-piece drawer front*
Maple

FINISHES

Look at kitchen photos for ideas at wolfhomeproducts.com

| DOOR STYLE | STAIN | | | | | | | | PAINT | | | | |
|------------------------|--------|-------|---------|----------|---------|--------|-------|---------|--------|--------|-----|-------|-------|
| | Barley | Briar | Caramel | Molasses | Natural | Shadow | Suede | Truffle | Almond | Arctic | Fog | Lunar | Smoke |
| WOLF SIGNATURE™ | | | | | | | | | | | | | |
| Hardwood | | | | | | | | | | | | | |
| Landmark | • | • | • | • | • | • | • | • | • | • | • | • | • |
| Birch | | | | | | | | | | | | | |
| Darrow | • | • | • | • | • | • | • | • | • | • | • | • | • |
| Dunn | • | • | • | • | • | • | • | • | • | • | • | • | • |
| Greyson | • | • | • | • | • | • | • | • | • | • | • | • | • |
| Lawrence | • | • | • | • | • | • | • | • | • | • | • | • | • |
| Mercer | • | • | • | • | • | • | • | • | • | • | • | • | • |
| Winslow | • | • | • | • | • | • | • | • | • | • | • | • | • |
| Maple | | | | | | | | | | | | | |
| Alcott | • | • | • | • | • | • | • | • | • | • | • | • | • |
| Melrose | • | • | • | • | • | • | • | • | • | • | • | • | • |
| Parkland | • | | • | • | • | • | • | • | • | • | • | • | • |
| Taylor | • | • | • | • | • | • | • | • | • | • | | • | • |
| Winslow | • | • | • | • | • | • | • | • | • | • | • | • | • |

All doors shown in Suede stain.

ADDED STORAGE

Make the inside of your cabinets look as good as the outside. Give every plate, cup and awkwardly shaped tray a home and keep your entire kitchen tidy between meals.

See all the options at wolfhomeproducts.com.

DECORATIVE ACCESSORIES

From subtle enhancements to personal touches loaded with character, Wolf Signature has all the details to make your kitchen a perfect reflection of you.

See all the options at wolfhomeproducts.com.



Tray Divider Roll Out



Base Lazy Susan Cabinet



Tilt-out Trays



Cutlery Tray



Decorative End Panel



Tall Crown Moulding



Wood Hood



Floating Shelves



Dovetail Joinery



All Plywood Construction

CONSTRUCTION

CABINET CONSTRUCTION

ALL PLYWOOD*

6-way adjustable hinge with soft-close

3/8" thick plywood back and sides

3/4" solid wood face frames

Wall Cabinets - 1/2" thick plywood top and bottom
3/4" thick adjustable plywood shelves

Base Cabinets - 3/8" thick plywood bottom
3/4" thick adjustable plywood shelves

Durable laminate interior with a natural maple wood grain

*All plywood components meet ANSI/HPVA HP-1 standards and may contain MDF or particleboard

DRAWER CONSTRUCTION

SOLID WOOD

3/4" thick all-wood drawer box

1/4" thick fully captured plywood bottom

Concealed, undermount full-extension guides with soft-close

Dovetail joinery

STANDARD FINISH

Available in a popular assortment of paints, stains and glazes

SMARTSHIELD™ FINISH

360° DURABLE SEAMLESS WRAP

Stands up to heat and moisture

Handles scuffs and bumps, and won't peel or delaminate

Allows spills to easily wipe away with a damp cloth or sponge

Resists most any stain





Find us on Instagram @**wolfhomeproducts**
for inspiration on your next project!



Kitchen & Bath



Outdoor Living



Building Products

[wolfhomeproducts.com](https://www.wolfhomeproducts.com) | © 2024 Wolf Home Products. All Rights Reserved.

All photos are representative of product. Please review an actual product sample with your dealer before making your final selection. A contract is formed only after receipt of Wolf's written order confirmation. Information contained within is subject to change without notice. Not all products available in every market.



SKU: 318777 WSC_FLB_0124_MS